

For Leaving No One Behind  
Data and Tools  
Status and Story of Nepal

Presenter:

Rajan Silwal

Director

**National Statistics Office, Nepal**

6-7 December, 2023

# LNOB and Government Priorities

- ✓ Constitution of Nepal 2015 (Fundamental Rights and State Directives)
- ✓ Commitment to international initiatives
- ✓ Periodic Plans (14th, 15th)
- ✓ Sectoral Policies and Plans
- ✓ NSDS (2018/19-2022/23)
- ✓ Statistics Act 2022

# LNOB : Data and Tools

## Major sources of data

**NSO: Census** (Population and Housing, Agriculture, Economic)

Surveys:

- Multiple Indicators Cluster Survey (NMICS)
- Living Standards Survey (NLSS)
- Labour Force Survey (NLFS)
- Climate Change Survey
- Ad hoc Surveys
- NATIONAL DATA PROFILE (Home-grown multi theme Portal)

# LNOB : Data and Tools...

- DHS (MoHP)
- MIS (Ministries, 7 Provinces)
- 753 Local Governments
- Other Government Agencies
- Economic Survey (G17, MoF)
- Private Sector, Co-operatives
- UN Agencies
- WB

# LNOB and Government Priorities...

- Periodic plans (national/sub-national)
- 14th (2016/17-2018/19): SDG targets inclusion
- 15th (2019/20-2023/24): Fully aligned with SDG
- A total of 301 indicators nationally adopted
- Goal 14 (Life below water) not applicable

# LNOB and NSO as a key source of progress monitoring

- National Population and Housing Census 2021
- Nepal Multiple Indicators Cluster Survey 2019 (30+ indicators)
- Nepal Living Standards Survey 2022/23 (9Gs/21Ts/38 indicators)
- Nepal Climate Change Survey
- Sample Census of Agriculture 2021/22 (G5)
- Nepal Recruitment Cost Survey 2023
- National Economic Census 2018 (G8 & G9)
- Economic Survey (MoF)

# LNOB and NSO as a key source of progress monitoring...

## Data integration and disaggregation

National Data Profile (NDP) <http://nationaldata.gov.np/>



National Statistics Office, Nepal  
Thapathali, Kathmandu

### National Data Profile

Home Resources Capacity Geography and Nature Development Potentiality Others SDG

आफुले तथ्यांक खोजेको प्रदेश, जिल्ला वा स्थानीय तहमा पुग्न नक्सामा क्लिक गर्नुहोस



Search Advance Search

Type the indicator you are searching here

Search

#### National Data Summary

##### Gross value added by industry (at current price and Rs in million) (2023)

Gross value added by industry (at current price and Rs in million)	Number
Agriculture forestry and fishing	1132751
Mining and quarrying	24185

##### GDP GROWTH RATE (2023)

GDP GROWTH RATE	Number
Agriculture forestry and fishing	2.73
Mining and quarrying	1.11

# LNOB and NSO Nepal

- UNSD-FCDO project on SDG progress monitoring
- Open SDG Platform (yet to be launched) [UNSD, ONS support]
- Plan: Publication of SDG indicators in Q4 of Nepali F/Y 2080/81

---

Expected national progress by 2030 given the present pace = 59.7%



# LNOB and NSO Nepal...

## Major Challenges:

- Internalization of SDG at 3 Levels (Federal, Provincial, Local) of Government
- Implementation of Statistics Act and NSDS
- Implementation of Periodic Plans
- Capacity (HR) constraints of NSO, Ministries, Local Level
- Operation of an SDG platform (Open SDG Platform)
- Full Implementation of NDP
- Dedicated SDG Team at NSO
- Integration of MISs+ Data Portals
- Data Sharing MoUs

# Annual investment requirement for Nepal's SDG target implementation


---

Sector	Annual Investment NRs (Billion)	Annual Investment Billion US\$ (1USD=NRs133.1)
Public sector	1111	8.35
Private sector	739	5.55
Coperatives and NGOs	45	0.34
Household Sector	130	0.98
<b>Total</b>	<b>2025</b>	<b>15.21</b>
Insufficient amount	<b>585</b>	<b>4.4</b>


Source: National Planning Commission

---


# LNOB and Government Publications



2017



2022



2023



Thank you for your attention!